

1999
2000


Carlight

New Contents
Now Includes
162 Specification
Also Updated
"What the
Magazines Say"



*The most prestigious caravans
in the world
for over sixty years.*

e x c e l l e n c e i n e v e r y s e n s e



*A Carlight is also built to last and once owned, seldom do people
buy anything else. The elegant shape, innovative design and
modern materials combine together to make a Carlight the ultimate
in quality caravans.*



We complement quality of construction with a comprehensive and luxurious level of equipment, which often include lead crystal glasses and Wedgwood® fine bone china.

All our models provide unparalleled luxury and an abundance of space in what are probably the most prestigious caravans available today.

Individually selected oak veneers are used throughout our furniture and are complemented by solid oak details and edgings. These are combined with a craftsman's delicate touch to create furniture with individual expression.

Each piece is unique and signed by the maker to become an enduring part of caravanning history and with that indefinable quality that sets a Carlight apart from the rest with a character all of its own.





Top quality build is one of our main objectives. Our time proven craftsmen ensure that each Carlight is made to the very highest of standards.

For your added peace of mind, we also provide a spare wheel (neatly stored away under the caravan) and a jack. And for safety all caravans are equipped with high level brake lights and a fire extinguisher as standard.

We pride ourselves on our attention to details: The gas bottles can be easily stowed with our slide-out gas locker tray, all the keys are matched on the caravan including the spare wheel carrier, water inlet etc. and high security locks are used throughout for added protection.

Our unique water management system provides probably the neatest and yet simplest solution to fresh and waste water management available. This enables the caravan to be operated from either the mains fresh water supply or alternatively from the on-board watertank via the wheeled fresh water container. The fresh and waste water containers store conveniently in the rear boot together with the waste hoses etc. which keeps the main interior of the caravan clean and tidy.



Dovetailed timber drawers, morticed and tenoned joints, and locker doors cut from a single piece of veneer so the grain of the oak runs through, are hallmarks of skills seldom seen today. However, for over 60 years now, we have been crafting caravans in this manner.

"There is hardly anything in the world that some man cannot make a little worse and sell a little cheaper, and people who consider price alone are this man's lawful prey..." Ruskin.

excellence in every sense

Carlight

Designed to use and built to last ©

Specifications and Options
Price List ...

Optional Extras:

ITEM	WEIGHT	PRICE	ITEM	WEIGHT	PRICE
AERIAL			'L' SHAPED KITCHEN		
Status TV aerial complete with 12v module. <i>Increases overall height: 152 and 162 by 2½", 184 by 3½"</i>	2.1kg	£149.50	'L' Shaped kitchen layout in 152EK models (standard in 162EK models)		£352.00
ALARM SYSTEM			LIGHTING		
Passive infra-red movement detector, door contact, Corner steady detector. Separate battery supply automatically recharges from main 12v battery. Remote key fob 'on/off' control. Manual override keyswitch (matched to other door locks). External LED.	1.6kg	£395.00	Extra 12v lights (each)	0.4kg	£49.48
ALLOY WHEELS			LOCKERS		
152		£348.00	Shoe locker in base of wardrobe, <i>fits in EK models only.</i>	0.5kg	£165.00
162		N/A	High level locker in rear of toilet compartment*. and/or changing area (each)	2.3kg	£248.00
182		£448.00	MICROWAVE OVENS		
ALUMINIUM STEP			Neff Built-in Microwave Oven, Stainless Steel finish		£498.00
Aluminium pull-out step to replace free standing step.	5.5kg	£129.56	Smev Microwave Oven, White finish <i>Only suitable in 'L' shaped kitchen models.</i>		£289.00
AXLE & TYRE UPGRADE			NUMBER PLATE (perspex)	0.2kg	£18.50
8 ply tyres and upgraded axle to give a total user payload (ie. allowance for essential habitation equipment, personal effects and optional equipment) of:			PELMETS*		
345kg for the 152EK	1.2kg	£195.00	Additional solid oak pelmet detailing.	0.2kg	£98.00
485kg for the 162EK	8kg	£300.00	RADIO-CASSETTE / CD PLAYER		
465kg for the 162EW	8kg	£300.00	Pioneer KEHP2800R radio/cassette player	3kg	£345.57
BED			Pioneer DEH2000R radio/CD player	3kg	£406.32
Drop down access doors in the front of the bed bases - each	@ 2kg	£60.47	All complete with the appropriate speakers (2) & Bosch autoflex aerial.		
CHINA*			REMOTE CONTROL UNIT		
Wedgwood® fine bone china comprising of: Teapot, sugar bowl, milk jug, 4 x cups & saucers, 4 x cereal bowls, 4 x side plates and 4 x dinner plate.	6.2kg	£468.83	Remote controlled unit for awning and courtesy lights, with 2 key fob style sender units.	0.3kg	£286.34
Extra 2 x cups & saucers, cereal bowls, side plates and dinner plates.	2.5kg	£157.45	SHELVES		
CLOCK & BAROMETER*	0.2kg	£74.00	Extra shelves in wardrobe	1kg	£130.00
CUSHIONS			Shelf on welshdresser	1.2kg	£130.00
Scatter cushions: 4 feather filled cushions zipped, to match curtains.	4.1kg	£127.21	SOCKETS		
EUROMOVER II			Extra 12v socket	0.2kg	£42.97
Carver Euromover II. 12v remote controlled caravan moving system.		£1157.80	Extra 13amp socket (single)	0.2kg	£42.97
EXTRACTOR FAN			Extra 13amp socket (twin)	0.2kg	£45.36
Replaces standard rooflight in the kitchen and/or w.c.	2.6kg	£150.00	Twin 13amp socket in place of single 13amp point.	0.2kg	£14.44
GLASSES*			STABILIZERS		
High quality lead crystalline glasses engraved with the Carlight logo. 4 each wine, sherry, whiskey and lager.	3.2kg	£202.19	Scott stabilizer bracket**.	0.8kg	£29.87
HITCHLOCK			AKS 2500 stabilizer.	6kg	£268.85
High security hitch lock, fits over coupling head. Keyed to match the other locks on the caravan. As above but for the AKS 2500 stabilizer.	3.5kg	£48.14	TABLES		
Alko safety lock for AKS 2500(not keyed alike but can be used when the caravan is coupled to the car)	5kg	£56.75	Free standing dining table with double 'D' end (in place of normal fixed table).	3kg	£65.99
JACK			Breakfast table.	2.2kg	£191.00
Side lever jack - 152 & 162 (182's have scissor jacks as standard)	3.9kg	£71.78	Drop down drinks table on the end of the wardrobe (<i>fits 152EK only</i>)	0.9kg	£165.00
			TORCH		
			Rechargeable torch, charges off the main 12v battery.	0.7kg	£55.00
			TYRON SAFETY BANDS		
			Per pair	1.3kg	£109.95
			Per pair & spare	1.9kg	£159.89
			UPHOLSTERY CHOICE		
			3 Colourways are available as standard, however further choices are available as an option if required.		from £198.00
			WATER CONTAINER & HOSES ETC.		
			Wheeled fresh water container, stores in the boot (a waste container and a 0.75m waste hose are included as standard)	2.8kg	£34.54

* Standard in the Commander 182's

NB ! All prices include VAT and fitting (where applicable) to new Caravans during construction.
The price of the above items fitted to finished caravans or other models may vary.

Customers attention is drawn to the weight of the various items of optional extras and you should be careful that the weight
of any extras specified will not exceed the payload allowance for optional equipment.

** Bolts around the 'A' frame. N.B. Drilling the A frame for stabilizers or any other purpose invalidates all warranties.

We hand build each caravan.
This traditional method of construction provides the

opportunity for a discerning customer to express their personal taste through the choice of special features. We will be pleased to discuss

your individual requirements and provide a quotation for any custom-made alterations you may require.

Standard Equipment

	152EW	162EK	162EW	182EK	182EW		152EW	162EK	162EW	182EK	182EW
Real oak veneer & solid oak edgings	✓	✓	✓	✓	✓	240V Mains lead (25m)	✓	✓	✓	✓	✓
One piece fibreglass roof which overlaps the side and end panels	✓	✓	✓	✓	✓	Awning light	✓	✓	✓	✓	✓
Fibreglass front & rear mouldings which overlap the side panels	✓	✓	✓	✓	✓	Courtesy light in wardrobe and glasses cabinet	✓	✓	✓	✓	✓
Slide out gas and battery trays	✓	✓	✓	✓	✓	Carver Cascade water heater with built in 240v immersion heater	✓	✓	✓	✓	✓
High level rear brake light	✓	✓	✓	✓	✓	Water gauge	✓	✓	✓	✓	✓
Rear external storage locker	✓	✓	✓	✓	✓	Fully fitted shower/toilet compartment with Thetford Cassette toilet	✓	✓	✓	✓	✓
20 gauge aluminium sides	✓	✓	✓	✓	✓	Water traps fitted to all waste outlets	✓	✓	✓	✓	✓
Fully galvanised chassis	✓	✓	✓	✓	✓	4 burner hob (electric ignition and FFD) sink and drainer	✓	✓	✓	✓	✓
Traditionally built body	✓	✓	✓	✓	✓	Auto ignition oven and grill	✓	✓	✓	✓	✓
Traditionally built sides with timber framework & halved joints	✓	✓	✓	✓	✓	Fridge (gas, 240v & 12v operation)	✓	✓	✓	✓	✓
Traditionally built floor with 73mm deep morticed and tenoned main bearers & 12mm plywood floor (85mm total thickness).	✓	✓	✓	✓	✓	Fire extinguisher	✓	✓	✓	✓	✓
50mm insulation to main floor areas	✓	✓	✓	✓	✓	Engraved lead crystalline glasses	O	O	O	✓	✓
Dovetail joints to all timber drawers	✓	✓	✓	✓	✓	Wedgwood® fine bone china	O	O	O	✓	✓
Unique lantern roof windows with flyscreen for superior ventilation	✓	✓	✓	✓	✓	Dining table	✓	✓	✓	✓	✓
Flyscreens/roller blinds to main windows	✓	✓	✓	✓	✓	Tea tray	✓	✓	✓	✓	✓
Inner flyscreen to main entrance door	✓	✓	✓	✓	✓	Bevelled edge mirror	✓	✓	✓	✓	✓
Fully winterised water system*	✓	✓	✓	✓	✓	Spare wheel carrier	✓	✓	✓	✓	✓
Carver Fanmaster central heating (gas & 240v)**	✓	✓	✓	✓	✓	Flush fitting interior doors with matching grain	✓	✓	✓	✓	✓
12v reading lights	✓	✓	✓	✓	✓	Keyed alike high security locks fitted to all exterior doors, spare wheel carrier etc.	✓	✓	✓	✓	✓
12v sockets	✓	✓	✓	✓	✓	Stable door with window	✓	✓	✓	✓	✓
240v lighting	✓	✓	✓	✓	✓	Clock	O	O	O	✓	✓
240v sockets	✓	✓	✓	✓	✓	Barometer	O	O	O	✓	✓
Freestanding step	✓	✓	✓	✓	✓	Choice of soft furnishings***	✓	✓	✓	✓	✓
Built in waste bin	✓	✓	✓	✓	✓	Rear toilet top locker	O	O	O	✓	✓
Concealed charger/RCD	✓	✓	✓	✓	✓	Additional Solid oak pelmet detailing	O	O	O	✓	✓
						Waste water tank and 0.75m waste hose	✓	✓	✓	✓	✓

O = Optional Extra

*The under floor water tank is insulated to provide protection to -6°C for short periods (ie, overnight) when the caravan interior is maintained at 12°C or more and an inboard tank option is available for added protection at no extra cost.

**A wet central heating system is available as an option

***All models have 3 choices of upholstery as standard, further choices are available as an option.

®Wedgwood is a registered Trademark of The Wedgwood Group.

Data relating to all models

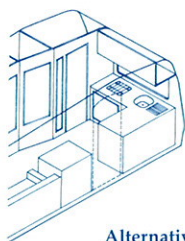
Detail	Commander 152 EK		Commander 162 EK		Commander 162 EW		Commander 182 EK		Commander 182EW	
Number of berths	2		2		2		4		4	
Length of body	16'7½"	5.07m	18'6½"	5.5m	18'6½"	5.50m	20'1"	6.12m	20'1"	6.12m
Length of interior	14' 9½"	4.51m	16' 3½"	4.97m	16'3½"	4.97m	18' 4½"	5.60m	18' 4½"	5.60m
Length of overall inc. drawbar	19'10½"	6.06m	21'5"	6.53m	21'5"	6.53m	23'5"	7.14m	23'5"	7.14m
Width interior	6'7¼"	2.02m	6'7½"	2.02m	6'7½"	2.02m	6'7¼"	2.02m	6'7¼"	2.02m
Width overall	7'1"	2.16m	7'1"	2.16m	7'1"	2.16m	7'1"	2.16m	7'1"	2.16m
Headroom inside (max)	6'3"	1.91m	6'4"	1.92m	6'4"	1.92m	6'5"	1.95m	6'5"	1.95m
Height overall†	8'2½"	2.50m	8'6"	2.50m	8'6¼"	2.60m	8'3¾"	2.53m	8'3¾"	2.53m
Maximum Technically Permissible Laden Mass†	27.5cwt	1400kg	31.4cwt	1600kg	31.4cwt	1600kg	35.4cwt	1800kg	35.4cwt	1800kg
Mass in Running Order	22.7cwt	1155kg	25.8cwt	1315kg	26.2cwt	1335kg	29cwt	1475kg	29.5cwt	1500kg
Payload Allowance for Essential Habitation Equipment	1.7cwt	88kg	1.7cwt	88kg	1.7cwt	88kg	1.7cwt	88kg	1.7cwt	88kg
Payload Allowance for Personal Effects	2cwt	101kg	2.1cwt	105kg	2.1cwt	105kg	2.4cwt	121kg	2.4cwt	121kg
Payload Allowance for Optional Equipment	1.1cwt	56kg	1.8cwt	92kg	1.4cwt	72kg	2.3cwt	116kg	1.8cwt	91kg
Total User Payload*	4.8cwt	245kg	5.6cwt	285kg	5.2cwt	265kg	6.4cwt	325kg	5.9cwt	300kg
Recommended height to centre of towball	13¼"-16"	35-40cm	13¼"-16"	35-40cm	13¼"-16"	35-40cm	13¼"-16"	35-40cm	13¼"-16"	35-40cm
Brake size	9"	22.5cm	9"	22.5cm	9"	22.5cm	8"	20cm	8"	20cm
Water tank capacity	7½ gals	34 litres	7½ gals	34 litres	7½ gals	34 litres	7½ gals	34 litres	7½ gals	34 litres
Gas cylinder capacity	Butane 1 x 15kg or 2 x 7kg Propane 1 x 13kg or 2 x 6kg 2 x 6'6" x 2'3" (1.98 x 0.68) or 1x6'6"(max)x4'6"(1.98x1.37)		Butane 1 x 15kg or 2 x 7kg Propane 1 x 13kg or 2 x 6kg 2 x 2'3" x 6'6" (0.68 x 1.98) or 1x6'6"(mas)x4'6"(1.98x1.37)		Butane 1x15kg or 2x 7kg Propane 1x13kg or 2x6kg 2 x 2'3" x 6'6" (0.68 x 1.98) or 1 x 6'6"(max)x4'6"(1.98x1.37)		Butane 1 x 15kg or 2 x 7kg Propane 1 x 13kg or 2 x 6kg 2 x 6'4" x 2'3" (1.93 x 0.68) or 1 x 6'3" x 5' (1.90 x 1.52) also** 1 x 6' x 2'3" (1.83 x 0.68) which converts to 1 x 6' x 3'6" (1.83 x 1.07)		Butane 1 x 15kg or 2 x 7kg Propane 1 x 13kg or 2 x 6kg 1 x 6'4" x 2'3" (1.93 x 0.68) 1 x 6' x 2'3" (1.83 x 0.68) 1 x 6'3" x 5' (1.90 x 1.52) also** 1 x 5'9" x 2'3" (1.75 x 0.68) which converts to 1 x 5'9" x 3'6" (1.75 x 1.07)	
Bed Sizes										
Recommended minimum nose Weight (laden)*	110lb	50kg	110lb	50kg	110lb	50kg	120lb	54kg	120lb	54kg
Awning size		825cm		875cm		875cm		925cm		925cm

† These are average figures and can vary slightly between one caravan and another.

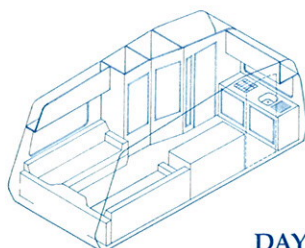
These weights may vary by +/- 5% *Observe tow vehicles manufacturers recommendations for maximum nose weight. ‡ Height will reduce by approximately 30mm when fully laden.

**The centre dinette can be made to convert to a 2'3" wide single bed or a 3'6" wide double if required, but this must be requested at the time of ordering.

Layouts

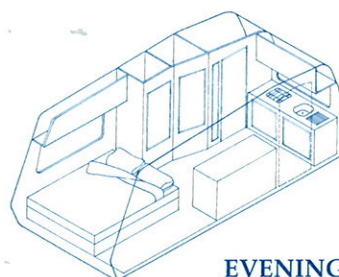


Alternative
Kitchen Layout for
Commander 152 EK

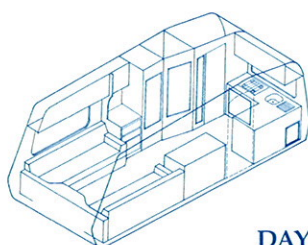


DAY

Carlight Commander 152EK

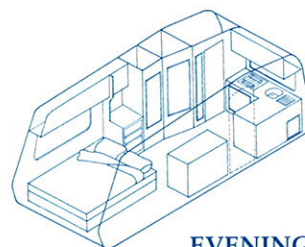


EVENING

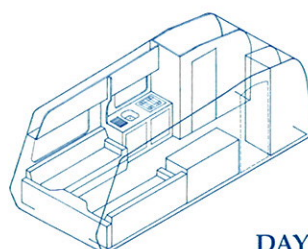


DAY

Carlight Commander 162EK

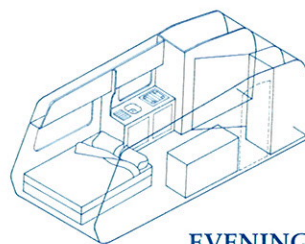


EVENING

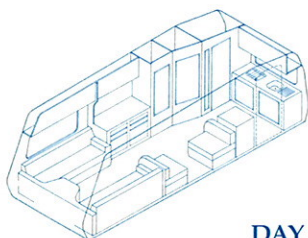


DAY

Carlight Commander 162EW

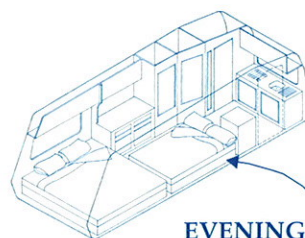


EVENING



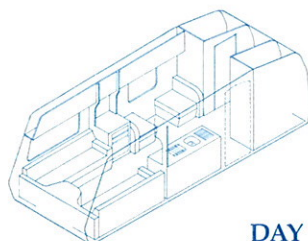
DAY

Carlight Commander 182EK



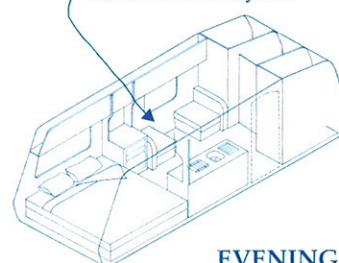
EVENING

Centre single bed or
3'6" double bed arrangement
available as an option on both
Commander 182 layouts.



DAY

Carlight Commander 182EW



EVENING

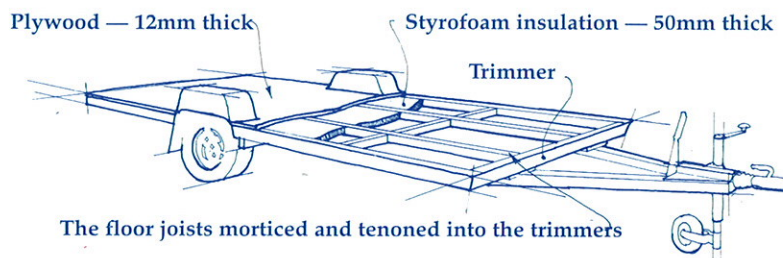
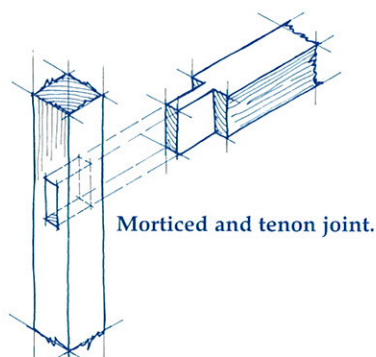
The details in this brochure relate to new caravans, specifications and details may differ on the various factory warranted models we offer. We reserve the right to alter specifications & design etc. without notice. This information is provided for guidance only and forms no part of an offer for sale or contract or specification for new or pre-owned caravans.

Creating a Classic...

With each Carlight Caravan we produce we create a caravan with an individual character that matures into a timeless Classic, our older models such as the Continentals, Caribbeans, Cosmopolitans etc. still turn heads today, just as our new caravans do now and will continue to do in the years to come.

Many Companies today retain few of the quality attributes that existed 20, 30 or 40 years ago, here at Carlight all of our traditional trade marks of quality have been retained and blended with modern materials and techniques. Change has never been made for the sake of change and if new methods are not an improvement the old are retained.

For instance we continue to use a traditionally built floor, with timber joists running the length of the caravan and a 12mm plywood floor above, we then insulate the main floor areas with a massive 50mm of Styrofoam (a better insulator than polystyrene but understandably more expensive). This gives one of the thickest and longest lasting floors available. The entire underneath of the floor is then undersealed and this is fixed to our own fully galvanised chassis.

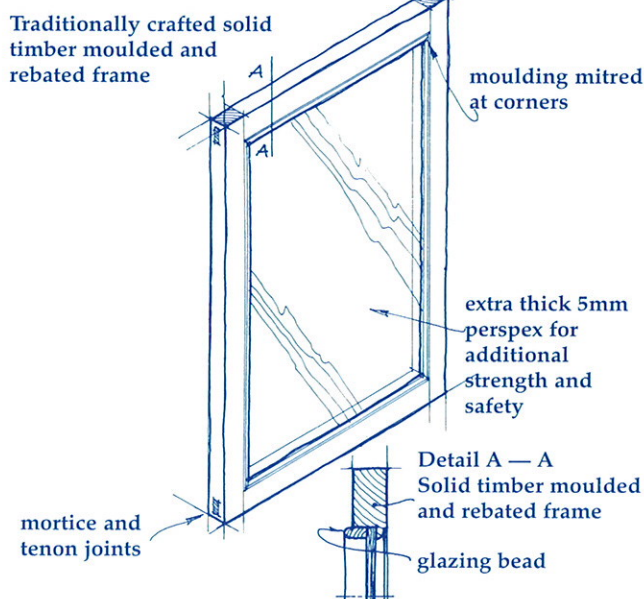


Craftsmanship

Every piece of our furniture is made on the premises and built as good furniture should be with a frame (mostly morticed and tenoned) which is then finished with a real oak veneer. All of our beadings and edgings are machined in the factory and all are cut from solid oak, we do not

use any heat applied or similar edgings. Our glazed doors are made of solid oak with a morticed and tenoned frame and carefully mitred inner glazing beads (often machine made doors have rounded inner corners or radiused mouldings on the door panels).

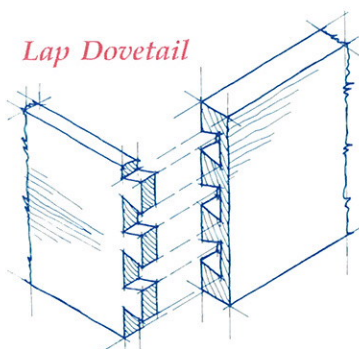
A Typical Carlight Glazed Door



Lockers and Joints

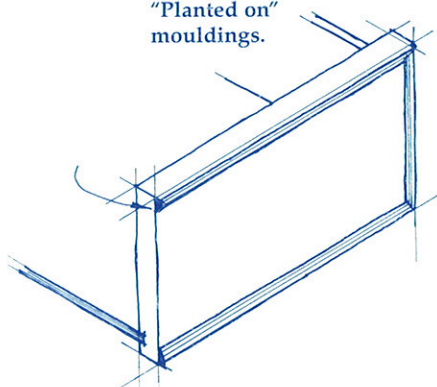
Our locker doors and surrounds are cut from a single sheet of oak veneer so that the grain of the wood runs through the furniture, this is more time consuming to build as it calls for great accuracy, a slip of even 1/4" would ruin a piece of furniture, but this method of construction greatly enhances the appearance of the furniture.

Lap Dovetail



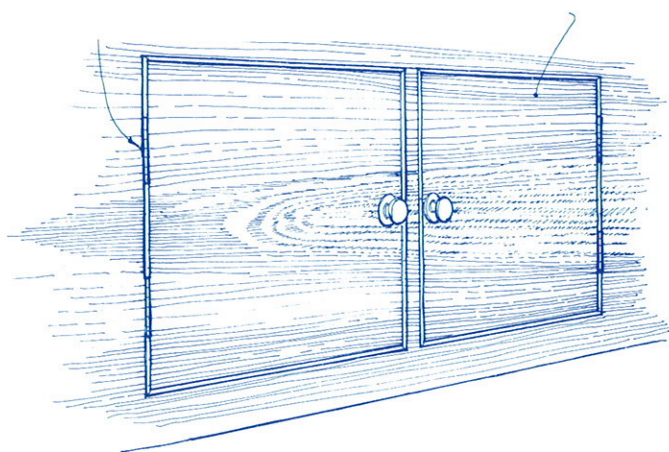
Others:

"Planted on" mouldings.



Carligh Locker Detail

The grain of the real Oak veneer runs through the lockers
The hinges line up with the beading

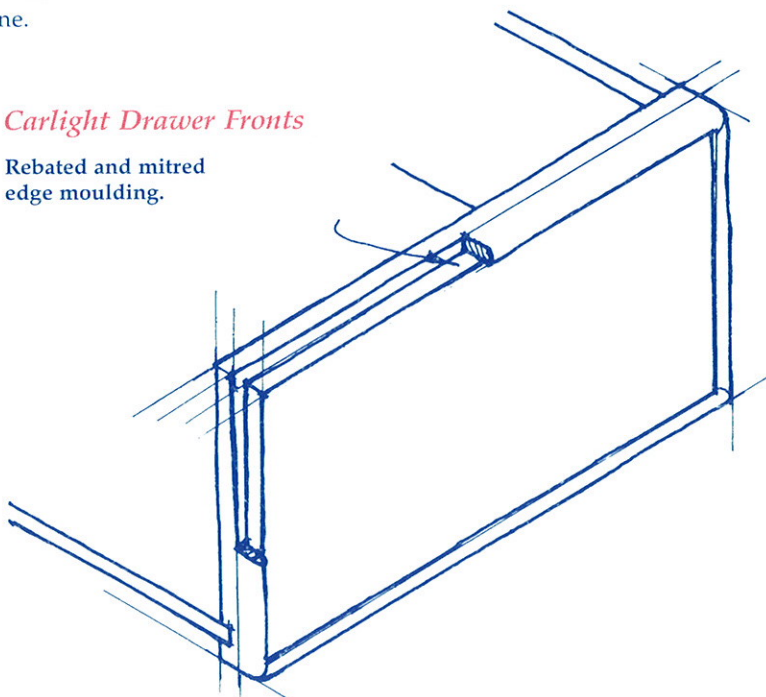


The solid brass hinges on our smaller doors (our larger doors are fitted with full length solid brass piano hinges) are fitted so that they line up with the beading around the doors, a small but important detail. We also maintain tradition with our "Gordons" cut out in one of the lockers for safe storage of a Gordons Gin bottle a favourite tippie of the founders (Bob Earls) wife Anne.

All of our timber drawers have traditional lapped dovetailed joints and the beadings on our drawer fronts are rebated into the drawers (rather than planted on top). This makes them more resilient to knocks and gives a neater, cleaner appearance than "planted on" edges.

Carligh Drawer Fronts

Rebated and mitred edge moulding.



The underside of the drawers also have additional reinforcing (drawer slips) to ensure the base remains firmly in position. We use a lot of oak building our caravans, as it is both strong and attractive, hence its use for the furniture where its aesthetic qualities can be enjoyed to the full, we also hide it away where its strength is needed, for instance oak is used behind the rear grab handles and between the floor and the chassis to spread the weight of the caravan on to the chassis.

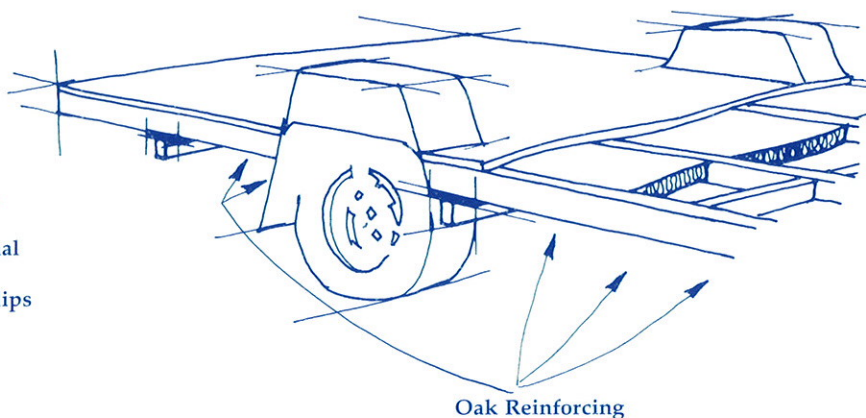
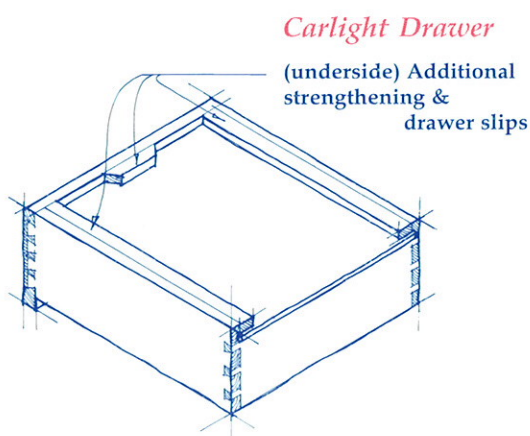
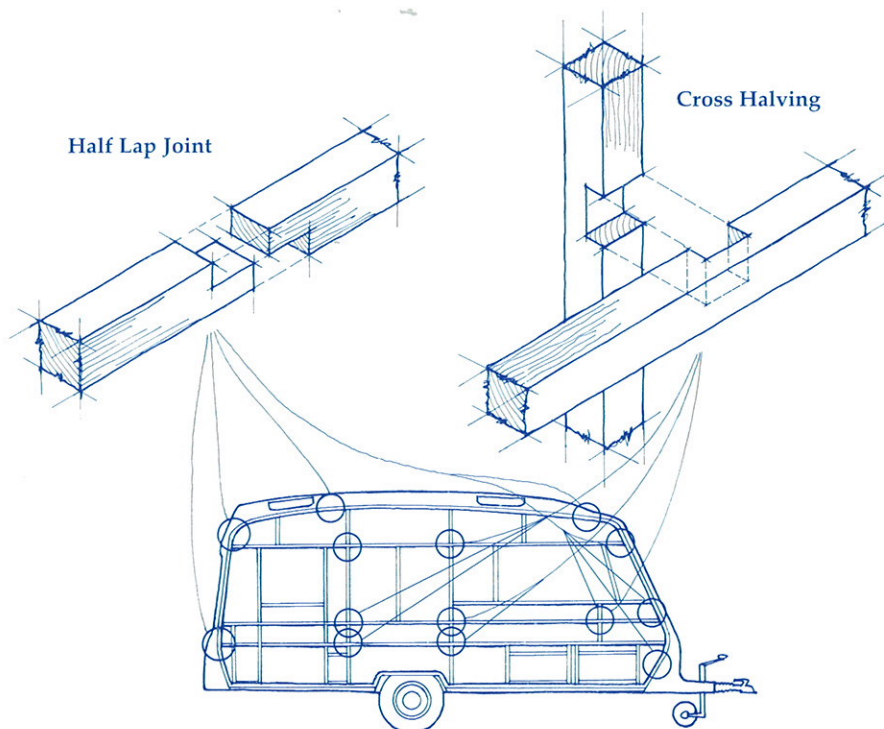
We also rely on other timbers; Deal is strong and not too heavy (we use very good quality timber with very few knots) and this is used for the floors and the sides. Obeche and Jelutong, strong and very light are used for the furniture frame work, (we don't use MDF, chipboard, hardboard etc. anywhere in our caravans).

When we make the sides the joints are halved then glued and then the internal ply lining is fixed on. To clad the sides we use the thickest aluminium used for caravan panelling (no other caravan manufacturer uses aluminium as thick as ours). This traditional method of construction provides a strong, long

lasting caravan, which in the unfortunate event of an accident can easily be repaired.

As you can see we pride ourselves on our attention to detail. For instance, all of the exterior beadings are secured by

stainless steel screws, we even fit stainless steel screws to the road lights, awning light & marker light lenses.



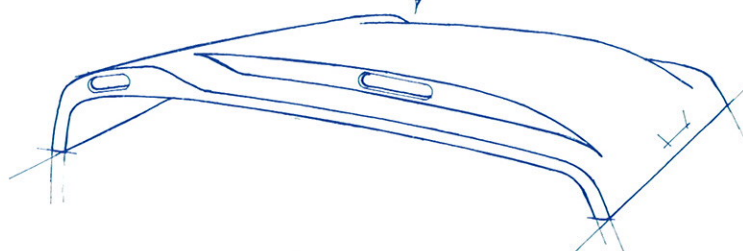
Lantern Roof

This attention to detail continues inside where we use a cloth based ceiling vinyl (most manufacturers use paper based materials) this is glued on after the roof is built, so that no nail holes or ply joints are visible, this material also provides an extremely hard wearing and washable covering.

As well as attention to detail Carlight has earned itself a reputation for sensible innovation when it patented the current flared lantern roof shape and other Companies such as Safari licensed the use of it. The original lantern roof, then covered with canvas, has evolved into the current one piece fibreglass moulding, this, whilst being an expensive shape to manufacture, gives tremendous

Carlight Lantern Roof

One piece moulded roof which overlaps the sides

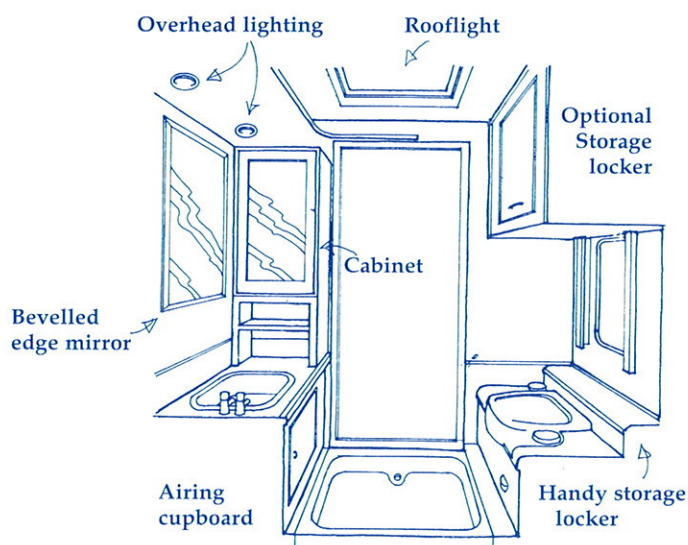


advantages in terms of ventilation, streamlining and weatherproofing.

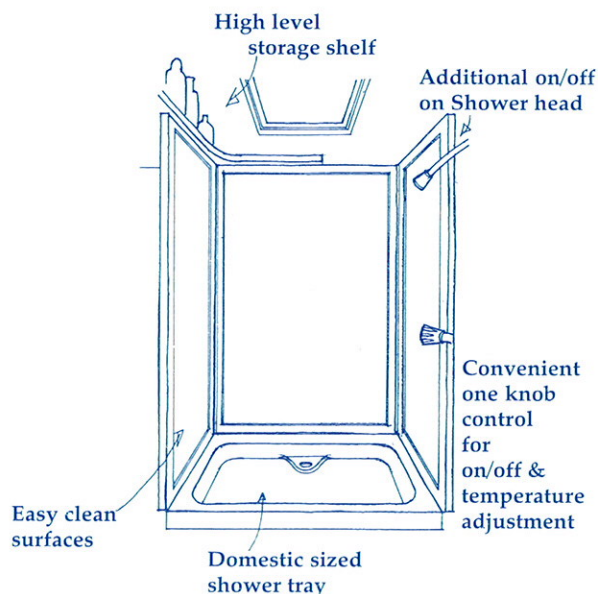
This same spirit of innovation continues today. With our unique waste and fresh water container storage area in the "boot," the neat and convenient fresh water management system which is cleverly hidden away behind a drop down access panel and our simple but extremely

effective folding shower screen arrangement, which gives the convenience of a separate shower, but with no wasted space, (as shown below) which means all our models have a large amount of storage space for their size when compared with other caravans with separate shower facilities.

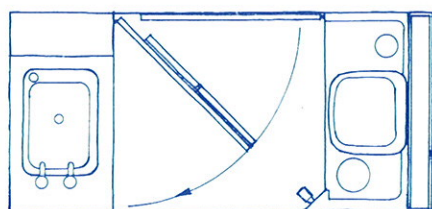
As a Washroom



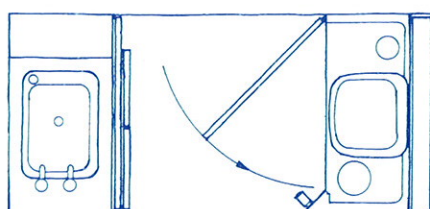
As a Shower Cubicle



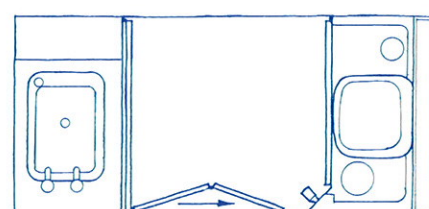
And the transformation takes less than 30 seconds as shown in the three sketches below:



1.



2.



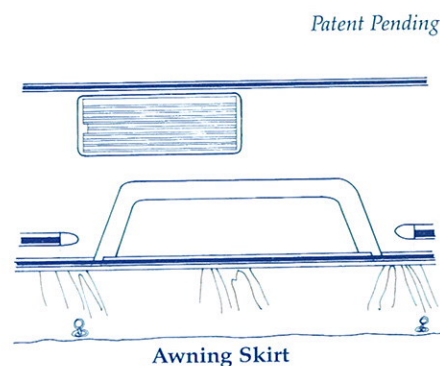

3.

Patent Pending

Carlight

We were also the first caravan manufacturers to provide a high level brake light, once again putting safety first, and all of our caravans have a spare wheel and carrier and a fire extinguisher as standard.

But caravanning isn't just about safety, its also about enjoyment. Some of our innovations are incorporated to help you enjoy your caravanning more, for instance our wheel arch spat (as shown left) provides a neat solution to the old problem of how to close off the gap in the wheel arch when the awning skirt is in place, and the spat when not required stores neatly in the boot.



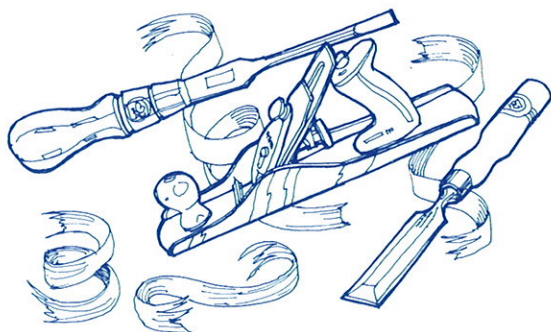
After Sales & Parts

We provide a friendly and convenient aftersales service. We recommend that all new caravans are returned to the factory for a 500 mile service, where we check the brake adjustment, the torque settings on the axle and coupling bolts etc. and make any minor adjustments as required to the interior catches, handles etc.

We also recommend our caravans are serviced every 3,000 miles or annually, (whichever occurs first) to ensure that the caravan provides pride and pleasure of ownership and remains a valuable asset.

Such regular servicing will ensure the longevity of your new caravan and to

compliment this, we have a spares policy that provides a 90% parts coverage for all of our caravans upto 10 years old and ensures consumables i.e. brake shoes, wheel bearings, oil seals etc. and accident repair panels are available for caravans upto 20 years old.



Carlight....designed to use and built to last.

The details in this brochure relate to new caravans, specifications and details may differ on the various factory warranted models we offer. We reserve the right to alter specifications & design etc. without notice. This information is provided for guidance only and forms no part of an offer for sale or contract or specification for new or pre-owned caravans.

Carlight


Factory Warranted Caravans...

The Carlight Factory Warranted Procedure


We endeavour to ensure every pre-owned Carlight Caravan we sell represents the same high standards that are evident in our new caravans, we therefore carry out the work shown in this leaflet.

Only when this work is completed to our total satisfaction do we apply the factory warranted identification plate, this is your guarantee that the caravan you choose will provide years of caravanning pleasure and will remain an asset to be proud of.


MkII & MkIII Models



132




152




184

MkIV Models



132



152



184

What is a Factory Warranted Caravan?

What is a Factory Warranted Caravan? Take a selected Carlight caravan, subject it to rigorous checks, refurbish and service it using original materials and craftsmanship

and in the same factory as the new Carlight caravans are built, and then offer it for sale with a factory backed warranty.

It sounds easy, but as the following sequence


of photographs show, it certainly isn't, and we go to great lengths to ensure the finished product is just a little bit special, just as you would expect from Carlight.



1. Before starting work a job sheet is completed listing all of the work that is to be carried out.



2. Typical of the minor problems we come across are things like broken window catches and ...



3. Damaged rub rail end caps. But more serious problems of panel damage means all the aluminium panels of this caravan are to be replaced and the fibreglass panels sprayed.




4. Here the awning rails are removed.



5. As are the doors, windows etc.




6. Allowing the panels to be removed.



7. New panels are cut using the original patterns to ensure a perfect fit.



8. Then the waist rails and window rails are refitted. Note how the mastic is protected from dust and dirt by a protective strip, which is only removed immediately prior to fitting.




9. The window rubbers are then replaced and bonded to the caravan sides.




10. Work on the outside continues while ...



11. ... on the inside the washroom is being updated with a new Thetford toilet, here before the work starts.




12. Stripping out the old basin and shower tray.



13. New Thetford Cassette toilet, new shower tray and new basin fitted.



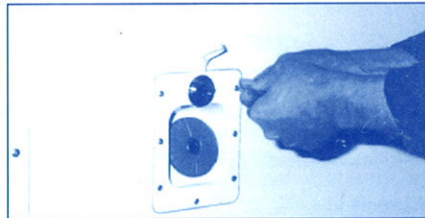
14. The interior work is finished, the new exterior panels fitted, and the caravan has been serviced and is starting to look finished, note the awning rails are not yet fitted ...



15. ... this ensures the new paint finish on the fibreglass panels achieves the maximum coverage and that there are no exposed paint edges.



16. After preparation, the caravan is sprayed using the latest paint materials which are "baked" on.



17. After painting, final fitting work takes place and then ...



18. ... finished, another factory warranted Carlight rolls out of the factory.

Every Factory Warranted caravan is unique. The work carried out on any particular caravan may therefore differ from that shown above.

Carlight

Work Carried Out on Factory Warranted Caravans

	1985	1986	1987	1988	1989	1990	1991	1992	1993	1994	1995	1996	1997
1.* Caravan checked inside and out according to our exhaustive check list	✓	✓	✓	✓	✓	✓	✓	✓	✓	✓	✓	✓	✓
2. Exterior examined and any damage repaired/renewed	✓	✓	✓	✓	✓	✓	✓	✓	✓	✓	✓	✓	✓
3. Full Service and Maintenance Procedures carried out	✓	✓	✓	✓	✓	✓	✓	✓	✓	✓	✓	✓	✓
4. Interior polish checked and restored to original	✓	✓	✓	✓	✓	✓	✓	✓	✓	✓	✓	✓	✓
5. Thetford toilet tank & seals replaced	✓	✓	✓	✓	✓	✓	✓	✓	✓	✓	✓	✓	✓
6. All windows checked and any that are damaged, scratched etc. are replaced	✓	✓	✓	✓	✓	✓	✓	✓	✓	✓	✓	✓	✓
7. Water tank drain extension fitted	✓	✓	✓	✓	✓	✓	✓	✓	✓	✓	✓	✓	✓
8. All windows resealed	✓	✓	✓	✓	✓	✓	✓	✓	✓	✓	✓	✓	✓
9. Chassis cleaned, undersealed and wax injected	✓	✓	✓	galvanised chassis from 1988 onwards									
10. Tyres renewed and upgraded 132, 152, 154 to Avon 175 R13C (175 R14C on Commander Models 1993 and on)	✓	✓	✓	✓	✓	✓	✓	✓	✓	✓	✓	✓	✓
11. All aluminium beads removed and panel seals renewed	✓	✓	✓	✓	✓	✓	✓	✓	✓	✓	✓	✓	✓
12. Waste pipes renewed to latest specification	✓	✓	✓	✓	✓	✓	✓	✓	✓	✓	✓	✓	✓

✓ = This work is automatically carried out

✓ = This work is carried out where required

* This work includes checking of all aspects of the caravan such as wheels, wheel bearings, 12n and 12s cables and sockets, coupling, corner steadies, structure, floor, walls and roof, insulation, ventilation, appliance operation etc., etc.

Main Model Changes

Commander Range

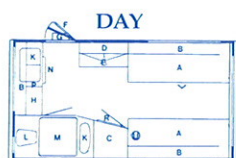
	1985	1986	1987	1988	1989	1990	1991	1992	1993	1994	1995	1996	1997
BODY SHAPE:													
Mk II (internal gas locker) ...	✓	✓	✓	✓	✓	✓							
Mk III (high level side lights) ...							✓	✓					
Mk IV (rear 'boot' & slide out gas bottle tray) ...									✓	✓	✓	✓	✓
MAIN INTERIOR COLOUR													
Light Oak Finish (MS03) & Formica ...	✓	✓	✓	✓		✓	✓	✓					
Light Oak Finish (BB01) & Light Oak Formica ...				✓	✓	✓	✓	✓					
Light Oak Finish (BB01) & Fruit Oak Formica ...									✓				
Oak Veneer & Fruit Oak Formica, Light Beige Walls ...										✓	✓	✓	✓
BATHROOM COLOURS & DESIGN													
Green (Avocado) ...	✓	✓	✓										
Dark Beige (Paula) ...			✓	✓	✓								
Light Beige (Coraline) ...					✓	✓	✓	✓	✓	✓	✓	✓	✓
Light Beige & White with fold out shower screens ...													✓
EQUIPMENT - KITCHEN													
2 burner hob, grill & oven combined ...	✓	✓											
2 burner stainless hob, larger sink & drainer with separate oven & grill ...		✓	✓	✓									
As above but 4 burner hob ...					✓	✓							
As above but auto ignition on hobs ...							✓	✓	✓	✓	✓	✓	✓
As above but auto ignition on hobs, grill & oven ...												✓	✓
WATER HEATER													
Carver Cascade II Water Heater ...	✓	✓	✓	✓	✓								
Carver Cascade II GE (with Immersion Heater) ...						✓	✓	✓	✓	✓	✓	✓	✓
HEATER													
Carver SB1800 Space Heater ...	✓												
132, 152, 154 As above but fitted with blown air ...		✓	✓	✓									
Carver E blown air (concealed)(184 only) ...	✓	✓	✓	✓									
Carver 3000 ...					✓	✓							
Carver 3000 with blown air, all models ...							✓	✓	✓	✓			
As above with Fanmaster 240v heater ...											✓	✓	✓
OTHER													
Pivoting Lantern Roof Windows ...	✓	✓	✓										
Sliding Lantern Roof Windows ...				✓	✓	✓	✓						
'Push out' Lantern Roof Windows ...								✓	✓	✓	✓	✓	✓
Hinged Lantern Roof Windows ...												✓	✓
Electronic Ignition Refrigerator ...				✓	✓	✓	✓	✓	✓	✓	✓	✓	✓
Thetford toilet fitted as standard ...					✓	✓	✓	✓	✓	✓	✓	✓	✓
Water Gauge fitted as standard ...						✓	✓	✓	✓	✓	✓	✓	✓
Superpitch Inlet & Waste ...							✓	✓	✓	✓	✓	✓	✓
Flyscreens to Main Opening Windows as standard ...						✓	✓	✓	✓	✓	✓	✓	✓
External Battery Locker ...							✓						
External Battery Locker with pull-out battery tray ...								✓	✓	✓	✓	✓	✓
Brass Handles & fittings (internal) ...							✓	✓	✓	✓	✓	✓	✓
High Security (keyed alike) Locks ...								✓	✓	✓	✓	✓	✓
Flyscreen to Main Entrance Door ...								✓	✓	✓	✓	✓	✓

Countess/S/SX Range 1990 - 1994

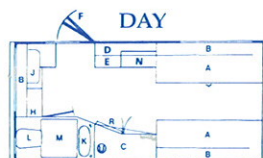
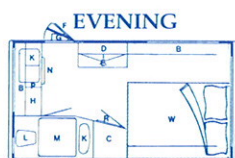
	1990	1991	1992	1993	1994			1990	1991	1992	1993	1994
BODY SHAPE:						WATER HEATER						
Countess model (similar external shape to Commander models of the same year) ...		✓	✓			Carver Cascade II ...		✓	✓			
S Model (similar external shape to Commander models of the same year) ...						Carver Cascade II GE (with Immersion Heater) ...				✓	✓	✓
SX Model (similar external shape to Commander models of the same year) ...				✓	✓	HEATER						
						Carver 3000 ...		✓	✓			
						Carver 3000 with blown air ...				✓	✓	✓
KITCHEN EQUIPMENT						OTHER						
4 burner enamel hob, grill & oven with separate sink & drainer ...	✓					External Battery Locker ...		✓				
As above but with auto ignition ...	✓	✓	✓	✓	✓	As above plus pull-out battery tray ...			✓	✓	✓	✓
						240v Lighting as standard ...				✓	✓	✓
						High Security (keyed alike) Locks ...					✓	✓
						Superpitch Waste Outlet ...					✓	✓
						Brass Handles & Fittings (internal) ...		✓	✓	✓	✓	✓

Details shown on this leaflet are intended as a general guide only. The company reserves the right to make alterations at any time without notice.

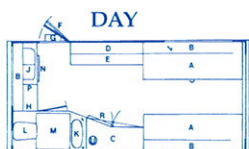
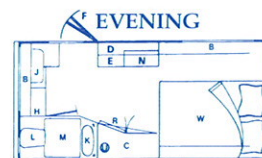
Layouts:



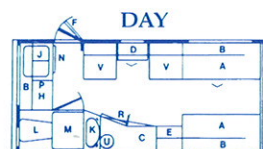
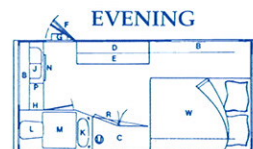
132 Countess/S/SX/Commander



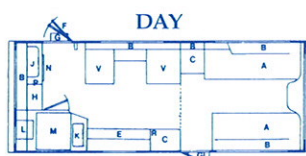
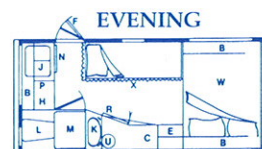
152EK Countess/S/SX



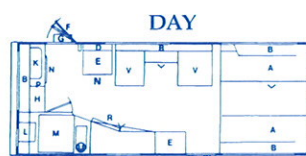
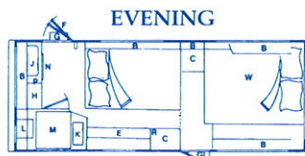
152EK Commander



154 Countess/S/SX/Commander



184EK Commander MkII & MkIII



184EK Commander MkIV

A Single bed/settees with lockers beneath [pull in the direction of the arrow to make double bed], **B** Roof lockers, **C** Wardrobe, **D** China cupboard, **E** Side-

board, **F** Entrance door, **G** Folding step, **H** Cooker, **J** Sink/Drainer, **K** Wash basin, **L** Thetford Cassette toilet, **M** Shower tray, **N** Refrigerator (refrigerator position varies

within models), **R** Gas space fan heater, **V** Dinette - makes into single or double bed, **W** Double or two single beds, **X** Curtain.

Specifications:

Weights & Dimensions for Factory Warranted Carlight Caravans 1985 and on

Countess & S Models 1990 - 1992

	132	152	154
Max. No. of berths	2	2	4
Ex. works weight	889kg.	945kg.	970kg.
Max. authorised weight	1200kg.	1300kg.	1300kg.
Payload	210kg.	250kg.	250kg.
Length internal	4.12m	4.68m	4.68m
Length overall	5.23m	5.75m	5.75m
Height overall	2.44m	2.44m	2.44m
Height internal (max.)	1.89m	1.91m	1.91m
Width overall	2.16m	2.16m	2.16m
Awning size	750cm.	800cm.	800cm.

Carlight SX Models 1993 and on

	132	152	154
Max. No. of berths	2	2	4
Ex. works weight	975kg.	1045kg.	1045kg.
Max. authorised weight	1200kg.	1300kg.	1300kg.
Payload	195kg.	210kg.	210kg.
Length internal	3.95m	4.51m	4.51m
Length overall	5.58m	6.06m	6.06m
Height overall	2.44m	2.44m	2.44m
Height internal (max.)	1.89m	1.91m	1.91m
Width overall	2.16m	2.16m	2.16m
Awning size	775cm.	825cm.	825cm.

Commander MkII & MkIII caravans 1985 - 1992

	132	152	184
Max. No. of berths	2	2	4
Ex. works weight	995kg.	1050kg.	1380kg.
Max. authorised weight	1200kg.	1300kg.	1700kg.
Payload	195kg.	210kg.	270kg.
Length internal	4.12m	4.68m	5.83m
Length overall	5.23m	5.75m	6.92m
Height overall	2.44m	2.44m	2.53m
Height internal (max.)	1.89m	1.91m	1.95m
Width overall	2.16m	2.16m	2.16m
Awning size	750cm.	800cm.	925cm.

Commander MkIV caravans 1993 and on

	132	152	184
Max. No. of berths	2	2	4
Ex. works weight	1060kg.	1125kg.	1475kg.
Max. authorised weight	1300kg.	1400kg.	1800kg.
Payload	210kg.	225kg.	285kg.
Length internal	3.95m	4.51m	5.60m
Length overall	5.58m	6.06m	7.14m
Height overall	2.44m	2.44m	2.53m
Height internal (max.)	1.89m	1.91m	1.95m
Width overall	2.16m	2.16m	2.16m
Awning size	775cm.	800cm.	925cm.

The maximum authorised weight may include a margin of tolerance over the ex-works weight and the payload allowance to allow for variations in the materials and construction of the caravan beyond our control.

This does not mean that the payload allowance can be increased. Please note that the weight of the optional extras etc. fitted to the caravan will reduce the caravan's allowable

payload accordingly.

The ex-works weights may vary slightly from those shown above due to factors outside our control. The weights shown, however, do reflect the expected average weight of the models shown once all factory warranted work has been completed. Please note, the payload allowances are for Factory Warranted Caravans only as part of the factory warranted procedure on certain

models includes uprating suspension and tyres etc. Please note these payload allowances should not be exceeded.

N.B. The above figures are offered as a guide only. Every Factory Warranted Caravan carries a certification plate near the entrance door together with details of maximum authorised weight and payload. These details should be checked prior to purchase.

What the Magazines Say ...

"Elegance, excellence and even extravagance are terms that have figured in a big way"

Caravan Answers

"... Carlight offers something unique."

Practical Caravan

"... elegance in shape, innovation in design and use of only the most modern materials."

Caravan Answers

"This one is the Cream of the Crop."

Practical Caravan

"The elegant exterior retains the lantern roof which Carlight patented."

Popular Caravan



"Exclusive, exquisite and practical."

Practical Caravan

"... high standard craftsmanship and strict quality control."

Practical Caravan

"... a trip through the factory reveals the extent to which the company relies on local craftsmanship."

Caravan Answers

"... one of those classic designs which will stand the test of time ..."

Caravan Life

"Carlight pride themselves on attention to minute details."

Practical Caravan

"... some of the most comfortable beds ever encountered in a caravan."

Practical Caravan

"This caravan is in a class of its own."

Practical Caravan

"Truly the Rolls-Royce of caravans. Craftsman-built, they have a unique identity and ambience no maker has matched."

Practical Caravan

We think our caravans are the best money can buy, but don't just take our word for it, here are some comments about our products from the caravanning press:

Company Profile: Carlight Caravans. Caravan Life Magazine October 1994

"It's the same when it comes to having dealers. Carlight has tried them at various times over the years, but has always come to the conclusion that the only way to sell a top of the market caravan is direct to the buyer. Thus it has built up a very personal relationship with its customers, most of whom are spending their hard earned cash on a caravan which isn't going to need changing in

three or five years time.

....It's a cliché to say that such a caravan is manufactured by craftsmen, but in Carlights case it is true.... everyone is responsible for quality control. And ultimately that is what the customer is paying for. Yes, there are other Caravans on the market costing almost as much as a Carlight, but included in their price will be a dealer's mark up. The Carlights price on the other hand reflects the workmanship

and materials used in the manufacture of the van. Real wood veneers for instance are thicker and more expensive than plastic veneers; 20 gauge aluminium is thicker and more expensive than 26 gauge. However, having said all that, you can't actually compare a Carlight with any other caravan on the basis of price, because Carlights are in a class of their own. It's like comparing a Mini with a Rolls Royce."

A Touch of Class. The Carlight Commander 152EW. Caravan Life Magazine October 1994

"For more than six decades Carlight have dominated the top end of the touring market.... The company looks like keeping its lead via the latest addition to its Commander range....

....So what do you get for what is still a large investment for most people? Well, lets start off by saying that most people don't buy a Carlight with the object of trading it in after a couple or even five years.

Your average Carlight customer is in his 50s or 60s.... So he is interested in something which will last him 10, 15 or even 20 years. (Yes there are plenty of 20+ year old Carlights still giving first class service.)....

....Looking around the outside of the van the thing that struck me was the smooth lines with no nooks and crannies to act as dirt traps.

....The cover which conceals the oven also doubles as a tray; and when it is not being used as either a tray or a cover it stores

inside the wardrobe door. There is a 12v courtesy light in the wardrobe which operates when the door is opened.

....As I said earlier, it's a caravan which will last and so will particularly appeal to the couple who have paid off the mortgage and are looking for a van which will see them through their retirement. And if they can't afford a new one they could always think about a factory warranted one. Either way they are unlikely to be disappointed with their choice!"

Brief Encounters. Caravan Plus Magazine January 1995

"Quality craftsmanship that's difficult to rival in the caravan industry.

Verdicts: Once again Carlight lives up to its image. It's expensive, but can you get a better built caravan?

....A range of caravans sold direct from the factory and aimed at customers with a clear desire for the best in touring caravans.

The overall effect is a caravan of unrivalled solidity and durability....

Then there's the single key operation, designed even to fit the spare wheel carrier and optional hitch lock and alarm, plus a high level brake light."

Tried and Tested Caravans; Top Guns. En Route, April 1995, Carlight Commander 152 and Bessacarr Cameo 470/2.

The Caravan Clubs "Tried & Tested Caravans" articles ask users to fill in a detailed questionnaire about their caravans, this gives the opinions of those that matter; the owners. We feel therefore, this article is very important because it gives the opinion of owners who have used their caravans, often for quite extensive periods.

"The Carlight 152 is the caravanning equivalent of a suite at the Dorchester. It has, as one owner put it, an "air of excellence," and is a "pleasure to sit and admire."it's not just quality of build and finish that makes these models so valued. Perfect road manners, comfortable accommodations and tasteful appearance all played their part in earning exceedingly high scores across the board. Owners are asked to mark some 80 features of their caravans as either

"good", "acceptable" or "bad". The computed results are displayed in the owners ratings graph, and the averages of the scores give the mark for overall satisfaction. Carlights success, with an awesome 86% makes this one of the highest scoring contests....

....Beside the caravan data, the survey asks owners to say something about themselves. These snippets showed that the average was a mature 60 year old who'd been driving 40 years, and with 22 years of caravanning experience. Although

many had opted for retirement or had it opted upon them, 84% remained in the questionnaires higher income brackets. Some had time to cover vast distances with the caravan in tow (40,000 miles in the case of one Carlight), clocking up an average just short of 8,000 miles. Altogether an experienced assortment of enthusiasts

....The towcar list read like the inventory list of a West End car showroom; large, powerful saloons, estate cars and luxury off road models. It featured 25

25 Range/Land Rovers, 12 big Volvos and a mix of Mercedes 200/300s, Saab 900s, Rover 800s, Shoguns, etc.....A big problem for a member towing a Carlight with his '94 Mercedes 300 Diesel was remembering that the caravan was actually hitched....

Carlights were praised for their lack of silly frills or gimmicks whilst offering every comfort....

....The heating and hot water systems scored marks in and around the 90s for both models. Plumbing so often lets down caravan reliability, especially failures of taps and pumps but not so this time, for these items scored.... 88% for the Carlight

....Incidentally the Carlights handbook scored 75% a full 27 points in front of the Cameo....

....The Carlights score for "Quality and Reliability" was outstanding, with ratings in the 90s for general durability, windows and doors, carpets and soft furnishings. Even the plastic mouldings achieved a previously unknown 90%! It's so refreshing to read testimony of a manufacture that builds to a standard not a price!....

The following comments are reproduced with the kind permission of Practical Caravan Magazine, from an article titled "IF ONLY" published in their January 1997 Issue. In the article they tested 3 luxury caravans; our Commander 152EK, the Buccaneer Elan 152Ek, and the Vanroyce 470EK our Commander came out the clear winner and with quotes like; "This really is the Rolls Royce of caravans, and is without question, the best quality tourer we've ever tested," need we say more?

Feel the Quality

"These caravans' distinctive styling alone screams good taste. People recognise their shapes, which adds to their prestige appeal

The Carlight is unique, being the only caravan to still sport a "lantern" style roof, with high level ventilation....

The interior of the Carlight is stunning, and quite unlike that of any other caravan. The top quality oak woodwork and finishing is exquisite. All cupboards

are flush fitting and cut from one panel so the grain of the oak flows through. The handles and latches feel extremely durable

This really is the Rolls Royce of caravans, and is without question the best quality tourer we've ever tested....

Carlights washroom has fold-out shower doors that completely enclose the shower area - infinitely better than a shower curtain. Bedtime is a straightforward affair in the Carlight. There is no messing

about with slats or cushions to make a double bed. The entire nearside seat slides across, while the offside seat also pulls out to give maximum width. The backrests fold back against the wall too, so they don't get in the way....

....we preferred it, not least because the single front window admits lots of welcoming light, and there are no curtains or pillars to obscure the view...."

And the Winner Is: Carlight Commander 152EK "This caravan is in a class of its own. The quality is exceptional, it oozes luxury and we appreciated its beautiful finish everytime we opened a cupboard door. And yes, given the resources, we'd have no hesitation in paying a few extra thousand for this over the Buccaneer or Vanroyce. Being able to buy reconditioned pre-owned models at some very attractive prices is a further serious consideration....

Light Fantastic. Caravan Magazine September 1999

....how about a beautifully built, as good as new Carlight for around \$10,000 to \$15,000 - and possibly for as little as \$7000?

Here's how it works. When an owner trades in a much-loved Carlight for a new version, the factory takes in his used model and gives it a thorough overhaul, before offering it for sale in tip-top condition at a more affordable price. Robert Hodgson, managing director of Carlight, says his company has been turning out a 'factory-warranted' van every one or two weeks for the past 11 years. 'We have a checklist that we work through on each of these caravans. We are not trying to change their character, but to get it so a customer can buy one and knowThey are buying a van that's been thoroughly overhauled from top to bottom.

'We do an awful lot of work and some of it is under the skin, he added.... If you look after it and get it serviced once a year it will go on as long as you want it to.' John and Ann Rudkin, from Grantham, Lincolnshire are Caravan magazine readers who own one of these factory-warranted models. Theirs is a 1991 Carlight Commander 152EK, which they bought for \$11,500 just over a year ago. Its price new was \$21,975. I visited

them at the Caravan Club's popular site at Chatsworth Park located in the Peak District.

In the 1940s and '50s John went to school near the Carlight factory in Sleaford, Lincs, and thinks this is why its name kept popping into his head when he was deciding on a change of caravan. 'I thought I couldn't afford it,' he said. 'They do not advertise much and you don't see many on pitches, but I rang Robert Hodgson and he told me to come and look at their secondhand vans. This one was available and we decided to take it. If we don't have an accident with our caravan and look after it, it will be as good in ten years time as it is now. To paraphrase a saying 'Old Carlights don't die, they just go on and on'.... we have always liked things of quality. We've always bought the best we could afford. Personally, there is no doubt in my mind that Carlight are the best. Once you are hooked into them, I don't think you would have anything else. You are paying for quality and if it happens to be at \$11,500 and not \$22,000, does it matter?'

John and Ann's Commander has the sort of specification you'd expect from a luxury caravan, including hot water, toilet, fridge a heater with blown-air, four-burner hob, grill, oven, blinds, a TV point, plus

12v and mains electricity.

Working on Caravan magazine has given me an anorak ability to tell whether a model was manufactured in the early, mid or late 1990s, but with this Carlight two-berth I really couldn't tell. 'It's 1991 cum 1999,' said John, 'I defy anyone to tell me which is which.

Inside and out, their caravan was immaculate. The interior was light and airy, the fastenings and hinges were strong and secure, the veneer on the light wood was real, not plastic, and the drawers featured dovetailed joints. There were some great details, too, including a fitted step, a double wardrobe with pull-out wire trays, an adjustable support behind the back rests in the lounge, three sets of double sockets, and even a bread bin!

John, who's 58, has just retired, so he is looking forward to some happy touring years ahead. 'Carlight has brought out a 162 with a rear locker and I might look at a used one of those when one becomes available, maybe in five years' time.' All refurbished Carlights come with a one-year warranty, and they seem to hold their value well....

So how will you choose to spend your money - a brand-new caravan or a used but reconditioned Carlight?

The choice, as they say, is yours....

Commanding Presence. Practical Caravan Magazine April 2000

When Carlight invites us to view a new model, there's a lot of oohing-and-aahing in the office as we prepare to be amazed once again by this top independent maker. And, once again, it did not let us down, this time with its new Commander 162 EW.

You won't find fibreboard cupboards here, nor locker flaps. Instead, each cupboard door fits into its locker wall so perfectly that you couldn't even get a knife blade between the gap. Pull out a drawer and you will see beautifully tailored, dovetail joints. And again, not a scrap of fibreboard or plastic in sight, merely handcrafted, lightweight beechwood.

All the 162 EW's hinges, stays and catches seem a nautical mile ahead of those from mainstream makers - boat suppliers provide Carlight with all these attachments, so they're stronger, more solid and far more attractive to look at. The whole ambience of the front dinette is

more like a cabin cruiser than a caravan. Indeed, even the oven and hob are supplied by SMEV, another marine manufacturer. And adding to the quality of the kitchen is a green baize-lined cutlery drawer and china....

What surprises most about this new Carlight is not its staggering luxury but the surprising degree of practicality that complements it. Outside the van, the insulated gas locker reveals enough space for two 6kg bottles or a single 13kg unit. In addition, the base on which they sit pulls out, providing superb access. This principle is applied to the battery box, too. The battery slides out on rail for total access. Next to this is a locker, offering combined access to all gas taps, the water filter and fresh water ports.

Practical Genius

Best of all, though, is the Fiamma winterised waste system. A wide-bore expandable tube has twist-fit connectors

between tank and van, so it's completely enclosed....

Inside the van, the oven cover doubles as a tray. In the lovely end washroom, there is a pullout stool so you can sit in front of the mirror and dresser. Near the door is a compartment with a flip-top bin and above the door another contains a fire extinguisher and rechargeable torch.

Most impressive, though, is the double bed layout. The entire nearside bunk slides into the centre of the floor to join the offside bunk so there's no hand-to-hand combat with mattresses - sublimely simple. Even as single beds, both bunks pull out six inches or so from the wall, so you don't have to find somewhere for the backrest cushions.

Exclusive, exquisite and practical. Fancy a Commander? You won't get much change from £27,000 but then you are paying for the best.

The Lap of Luxury. Practical Caravan Magazine May 2000

Beauty, practicality and all the trimmings - what more could Andy McPhee have wished for as he spent his time testing out this top tourer? It could almost be seen as decadence....

....the Carlight looked really at home and its glass-like exterior finish really shone. There's certainly no mistaking this visually distinct luxury tourer.

Practically Beautiful

Beauty is not just skin deep, though. There's a kind of practical beauty in most of the Carlight's external services which is not to be found in any other caravan I've stayed in.

Let me explain what I mean. To begin with, pitching was a doddle. Once unhitched, the van's Carver Motor Mover made an effortless job of positioning the tourer, and although it's a £1000 option, if I could afford to spend £27,000 on a caravan I don't think I'd be worried about the extra cost.

The best facility, though, was the Fiamma waste water system. A huge, expandable tube twist-fits onto both waste tank and caravan, so that all the waste collects into the one tube. All is contained, and there are neither leaks nor smells.... Both the waste and fresh water tanks can be stored inside the spacious boot at the rear.

The water filter, fresh water ports and gas taps are housed in a separate locker next to the battery box. It's ideal, because everything is together and pitching time is kept to the minimum. Everything is to hand and it's a pity that other makers haven't incorporated this idea. Likewise with the battery box: if anything goes wrong, the battery simply slides out on rails allowing unhindered access. The gas box features a similar mechanism for gaining easy access to the bottles.

Living Area

From the moment you set foot inside the

Commander you know that you are in a luxury tourer. But it's not so opulent that you fell overwhelmed.... The woodwork is light and lends a coachbuilt airy ambience to this tourer but the feature which enriches it most is its lemon-coloured upholstery and satiny-red cushions. Mind you, it wouldn't matter if this colour scheme didn't appeal to a potential buyer because.... customers are able to choose their own soft furnishings. How about day-day living in a luxury tourer? It's an eminently practical van. For instance you need never faff about with cushions again: if you choose to sleep in two single bunks, all you do is pull the bunk out six inches from the wall and it's ready for use - easy: need to make it a double? Just pull the nearside bunk out until it meets the offside bunk and.... well, that's it. There's your double bed. No back-breaking gymnastics needed in this tourer.

Carlight really seems to have thought of everything, even down to the set of bed-end light switches so you don't have to get out of bed to switch the lights on and off. By day, too, the front dinette was just as easy to use. There are two, light, clip-on tables to use. I used the short one for cuppas, simple snacks and light lunches. The full-length table was perfect for full mealtimes.

Up above, the mains control unit is the best I have seen in a tourer. Everything is contained in this one unit. Usually, switches such as hot water isolator, heater isolator, 12v master switch and the like are, for some reason best known to the maker, spread all over the caravan and require a map and compass to locate. Not so with the Commander everything is to hand. The only separate switch - and I do mean only - is the water heater selector which is tucked neatly beside the nearside

bunk.

Cooking Up.

Cooking and preparing meals was easy in the big Carlight, as one thing it's not short of is work surface. The drainer, sink and cooker are all enclosed by wooden flaps, so you have the entire length of the kitchen at your disposal for food preparation. Even if you are using all your kitchen, the expansive side-board behind you will cope with the extras. Believe me, space is not a problem in the Commander. Then, when you're getting rid of all your choppings and waste, you'll find the built-in bin next to the door an added bonus. And it's just like a domestic bin, hidden in its own cupboard next to the main door.

Ablution Solution

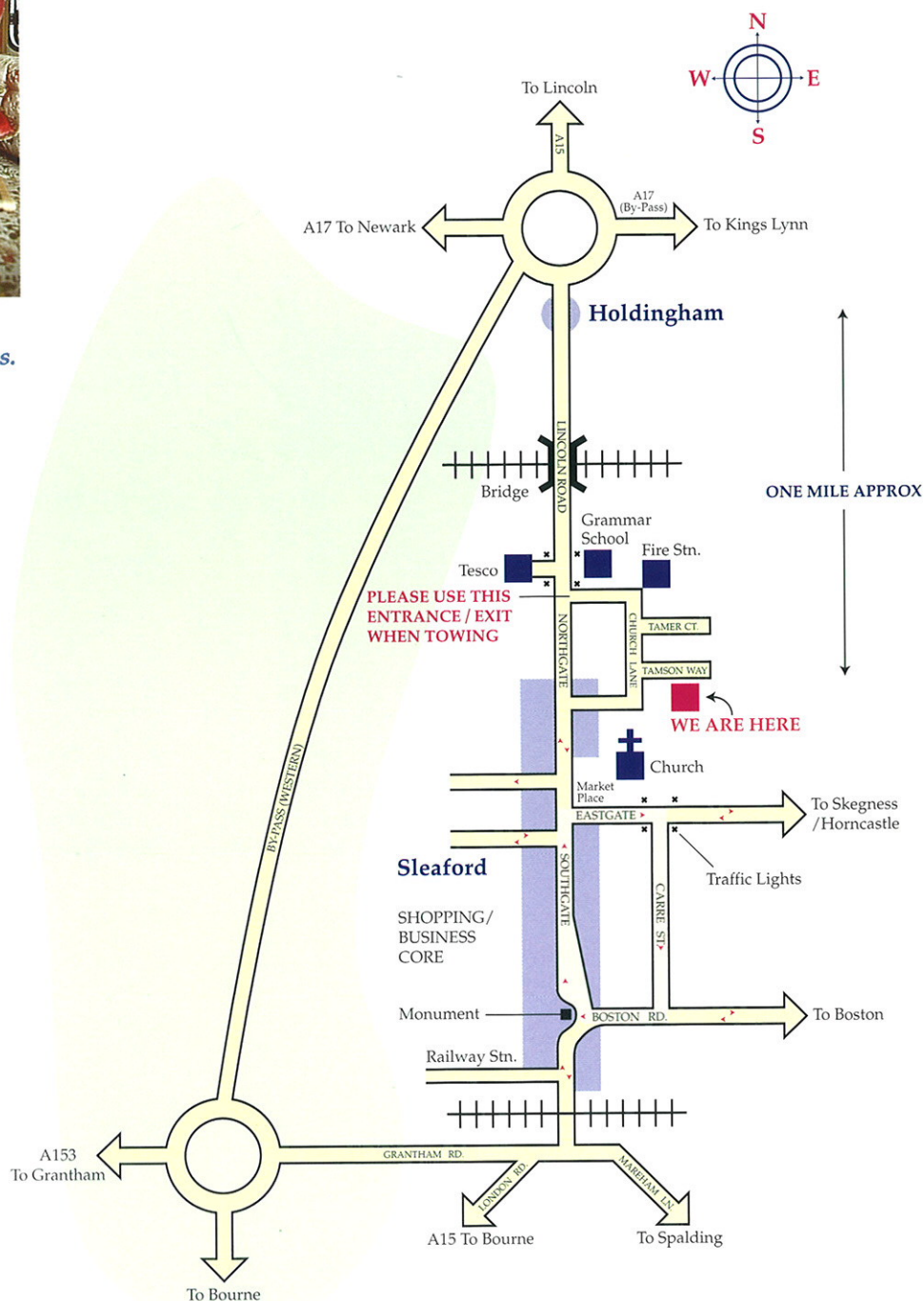
The end washroom in the Carlight offers a number of solutions to traditional problems. For instance, next to the comparatively low rear window: Carlight has installed a pull-out seat so you can sit at the adjacent dresser mirror in comfort. Also, you can separate the toilet, shower and deep, stainless steel wash basin from the rest of the washroom, allowing the natural light to flow through from the rear window and enabling a clear view to the rear of the caravan. An added bonus of this set-up is easy access to the large wardrobes. And, these have a Fanmaster exit which means that your jackets can be warm as toast before you go outside. The whole arrangement is convenient in every way. The water pressure is great, too: just like domestic pressure....

Verdict

The Commander is probably the most complete tourer.... in which I've stayed. Practically, it's leagues ahead.... and stylistically it's unique.... if you can afford it, this one is cream of crop.



The map opposite shows how to find us.



Carlight

Carlight Limited, Church Lane, Sleaford, Lincolnshire, NG34 7DE.

Tel: (01529) 302120. Fax (01529) 302240.